

## D-Mate™

Four-scene lighting control system



*Economical scene  
setting and  
energy control*

## About CP Electronics

CP Electronics has been a leading designer and manufacturer of commercial, public sector and domestic lighting control solutions for over 40 years.

Our products comply with all the latest Government legislation and sustainability initiatives. Our innovation and commitment to quality is reflected in the following accreditations:



FM 45789

**ISO 9001** Quality management system, regular internal audits.



EMS 534520

**BS EN ISO 14001:2004** Environmental management system, regular internal audits.



**ESTA** Affiliation with the Energy Services and Technology Association.



**CE** All applicable products are rigorously tested and CE marked.



## Economical scene setting and energy control

D-Mate from CP Electronics gives you all the benefits of a scene setting lighting control solution at an economical price.

Using a modular system with simple connectivity, D-Mate is easy to install, easy to configure, and has the flexibility you need to tailor solutions to the exact needs of the space.

D-Mate allows organisations of all sizes to enjoy effective scene setting, whilst benefitting from advanced energy saving functionality such as presence detection and automatic adjustment for daylight.

D-Mate is perfect for a wide range of applications, from offices and meeting areas to restaurants and hotel rooms.

### Benefits at a glance


- Four independently dimmable lighting circuits for scene setting.
- A further 11 circuits programmed from a remote handset option.
- Presence and absence detection.
- Maintained illuminance saves energy where natural light is available.
- No specialist installation skills required.
- Quick installation time saves further costs.
- Modular system allows easy expansion.
- Cost-effective networking via two-wire data bus.

## Scene setting simplicity...

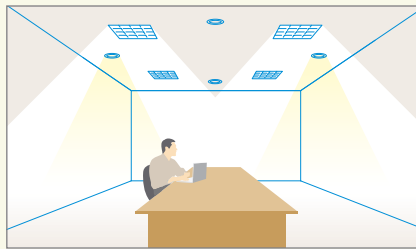
- Stylish scene plate provides intuitive scene programming.
- User-friendly scene selection via remote handset.
- Increase control and interfacing with an input unit.



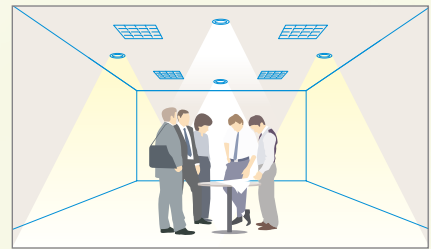
**Meeting:** All luminaires and downlights on.



**Presentation:** Luminaires off, downlights dimmed and lights near screen off.



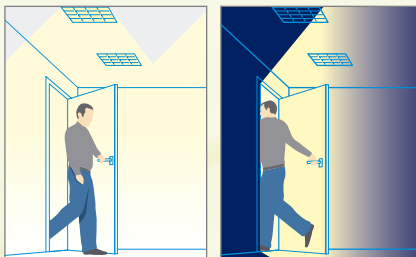
**Hot desk working:** Luminaires on, with left and right downlights dimmed.



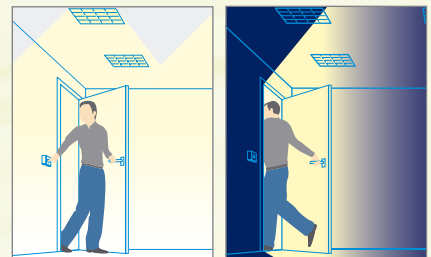
**Informal Event:** Luminaires off and downlights on.

## ..Energy saving functionality

- Set D-Mate for presence or absence detection modes, depending on room usage and/or specific regulations.




**Presence detection:** Detectors automatically switch lights on when a room is occupied, and off when the room is empty.



**Absence detection:** Requires a user to manually switch lights on. Detectors switch lights off when the room is empty.

- Save energy by ensuring that lights remain off when daylight is sufficient.
- Enjoy even greater energy savings with automatic adjustment of lighting based on daylight levels.



**Lux switching:** Presence detected, but lights only switch on when daylight falls below a minimum level.



**Maintained illuminance:** Presence detected, with automatic dimming working in conjunction with daylight.

Tailor your lighting needs of the space to install m

### Wall Plate



- Stylish push-button wall plate for on/off, scene selection and raise/lower control.
- User programming mode for quick and easy scene setting.
- Compact design allows installation into standard UK and European backboxes.
- Fascia available in a range of finishes.


### Addressers




- Controls individual lighting circuits.
- Interfaces between D-Mate and third party ballasts or lighting devices.
- Capable of driving up to ten DALI, DSI or 1–10V ballasts.
- Relay switching option.

### Remote Handset

- Compact and lightweight.
- Multifunction buttons for easy programming of detectors.



# solution to the exact with D-Mate's simple modular system



## Power Supply Unit



- Compact SELV 16V DC power supply.
- Integral LED to indicate healthy voltage output.

## PIR Detector




- PIR detector for presence/absence detection and maintained illuminance.
- Ceiling mounted.
- Flush or surface mount, with optional back box.

## Switch Input Unit

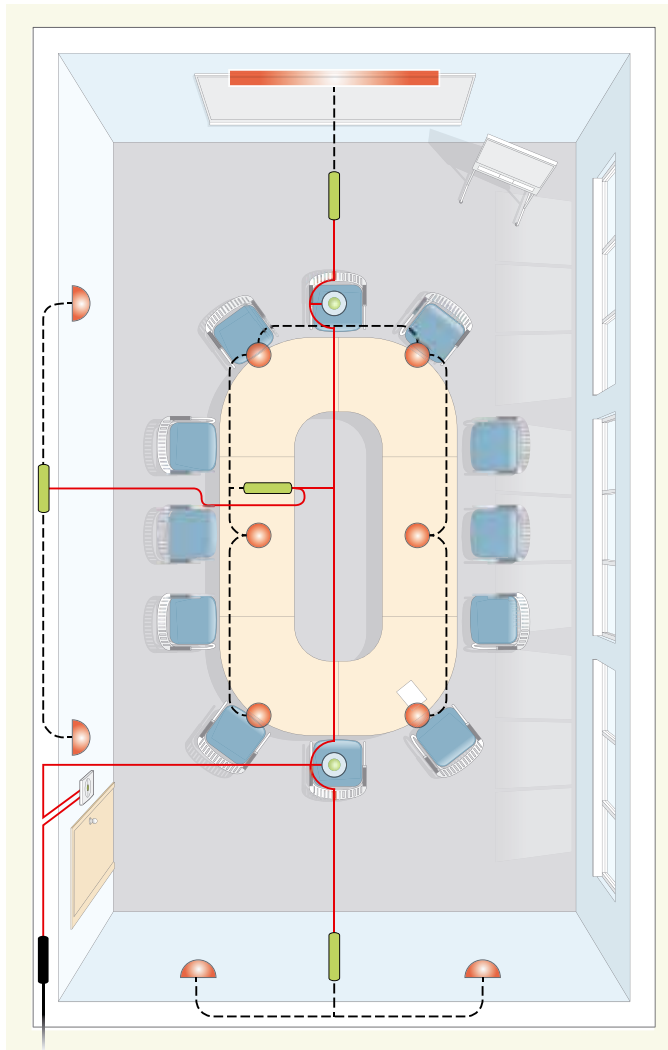


- Provides a control interface between D-Mate and external devices such as button/switch plates, security systems and AV equipment.
- Allows you to use existing wall switches to control D-Mate.
- Compact design fits standard UK and European back boxes.



Compact design allows installation into standard UK and European backboxes.

## Meeting Room



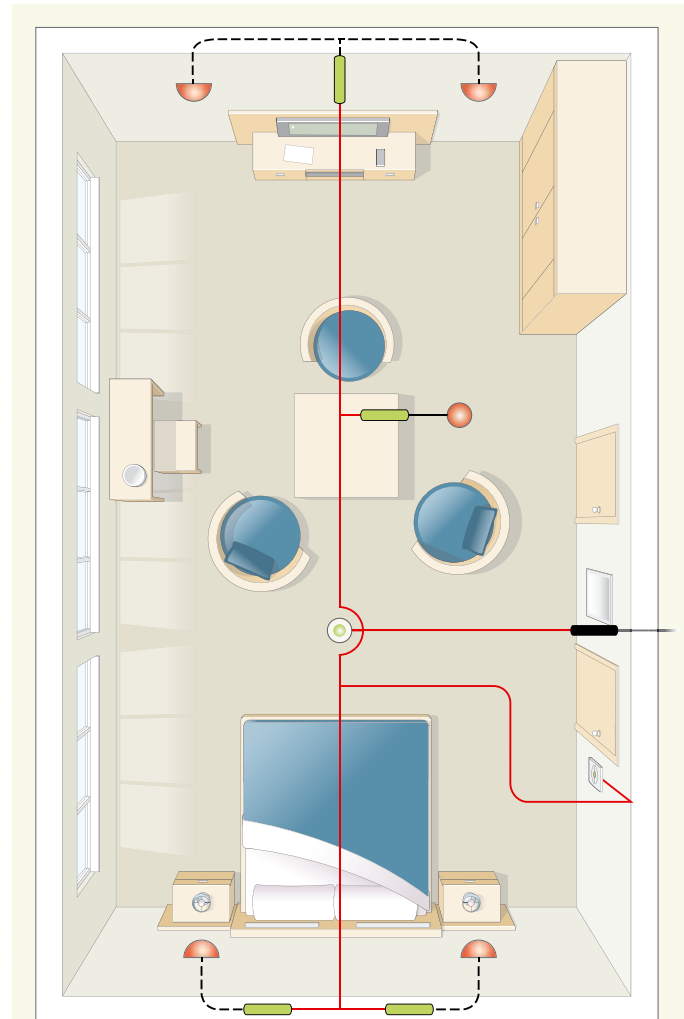
### Set-up

- Four independent scenes accessible via the wall plate.
- Two PIR detectors configured for presence detection and maintained illuminance.
- Wall lights, downlights and whiteboard light on separate addressers for individual control.

### Operation

- Lights switch on automatically when someone first enters the room.
- Four-button wall plate configured for different room tasks (e.g. presentation, meeting and informal gathering).
- Lights switch off automatically when the room is unoccupied, or dim to a low level for a set duration.

## Hotel Room



### Set-up

- Four independent scenes accessible via the wall plate.
- Single PIR configured for absence detection.
- Overhead, bedside, and wall lights on separate addressers for individual control.

### Operation

- Occupant switches lights on manually when entering the room.
- Four-button wall plate configured for highlighting specific areas (e.g. central area, bed and desk).
- Lights switch off automatically when the room is unoccupied.

### Key:

- |            |                   |
|------------|-------------------|
| Luminaires | Power Supply Unit |
| Addresser  | Load Connection   |
| Detector   | Bus               |
| Wall Plate |                   |

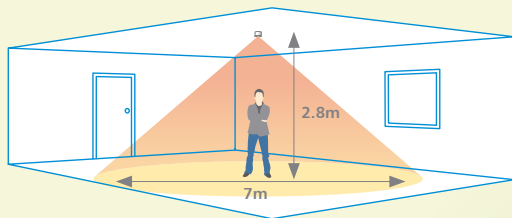
### PIR Detectors



Order Code	Description
<b>EBDSPIR-DM</b>	D-Mate PIR detector

<b>Supply Voltage</b>	16VDC (via D-Mate bus)
<b>Dimensions</b>	Dia. 76 x 69mm

Detection Pattern	Area of high sensitivity	Area of lower sensitivity
-------------------	--------------------------	---------------------------



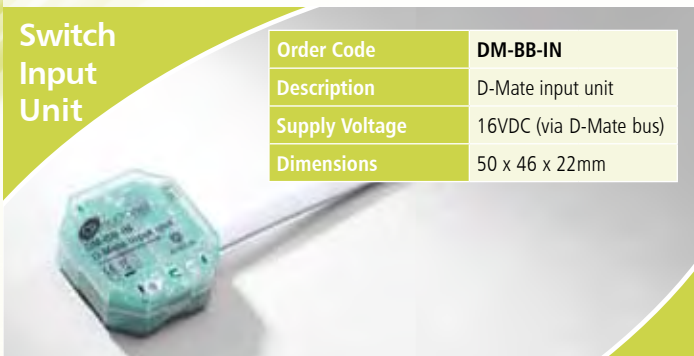
### Wall Plate



Order Code	Description
<b>DM-SG-4SM-W</b>	D-Mate Plate

<b>Supply Voltage</b>	16VDC (via D-Mate bus)
<b>Backbox Compatibility</b>	UK and EU (minimum depth 25mm)
<b>Dimensions</b>	86 x 86 x 36.5mm

### Switch Input Unit



<b>Order Code</b>	<b>DM-BB-IN</b>
<b>Description</b>	D-Mate input unit
<b>Supply Voltage</b>	16VDC (via D-Mate bus)
<b>Dimensions</b>	50 x 46 x 22mm

### Addressers



Order Code	<b>DM-SL-ADD</b>	<b>DM-SL-ADAR</b>	<b>DM-SL-ADDR</b>
<b>Description</b>	D-Mate addresser DIL DALI/DSI	D-Mate addresser DIL 1–10V relay	D-Mate addresser DIL DALI/DSI relay

<b>Control Output</b>	DALI or DSI (switchable via DIL switch)	1–10V	DALI or DSI (switchable via DIL switch)
<b>Supply Voltage</b>	16VDC (via D-Mate bus)	220–240VAC 50Hz	220–240VAC 50Hz
<b>Relay Rating</b>	–	2A	2A
<b>Dimensions</b>	20.5 x 22.5 x 184mm		

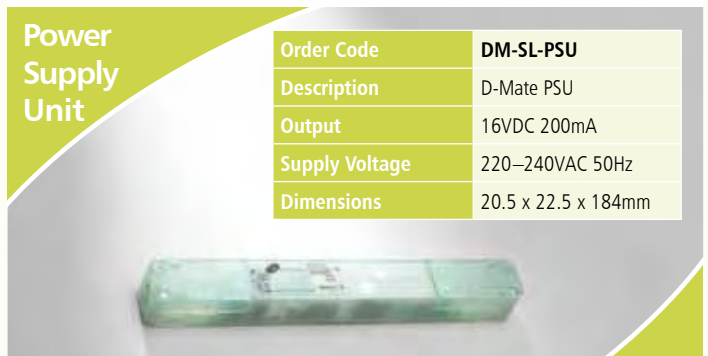
### Handsets



Order Code	<b>UNLCDHS</b>	<b>UHS5</b>	<b>UHS7</b>
<b>Description</b>	Universal LCD programming handset	Infrared programming handset	Infrared user handset

<b>Battery</b>	6VDC (4 x AAA)	3VDC (1 x CR2025)	3VDC (1 x CR2025)
<b>Dimensions</b>	160 x 36 x 95mm	86 x 4 x 67mm	86 x 4 x 67mm

### Power Supply Unit



<b>Order Code</b>	<b>DM-SL-PSU</b>
<b>Description</b>	D-Mate PSU
<b>Output</b>	16VDC 200mA
<b>Supply Voltage</b>	220–240VAC 50Hz
<b>Dimensions</b>	20.5 x 22.5 x 184mm

Our family of energy saving controls and services:





Our flagship range of programmable energy saving controls, systems and connection products for lighting, heating or ventilation.

[www.cpelectronics.co.uk](http://www.cpelectronics.co.uk)



Our off-the-shelf range of easy to fit and plate-mounted energy saving controls and connection products for lighting, heating or ventilation.

[www.green-iswitches.co.uk](http://www.green-iswitches.co.uk)



Download free energy saving lighting specifications for instant compliance with Part L of the building regulations and BREEM.

[www.cpelectronics.co.uk/apps](http://www.cpelectronics.co.uk/apps)



Helping planners, specifiers and contractors to understand the full capabilities of the CP Electronics and green-i ranges.

[www.cpelectronics.co.uk/training](http://www.cpelectronics.co.uk/training)



CP Electronics  
Brent Crescent  
London  
NW10 7XR  
United Kingdom

t. +44 (0)333 900 0671

f. +44 (0)333 900 0674

[info@cpelectronics.co.uk](mailto:info@cpelectronics.co.uk)

[www.cpelectronics.co.uk](http://www.cpelectronics.co.uk)